



ATEX Type Examination Certificate

Equipment intended for use in Potentially Explosive Atmospheres Directive 2014/34/EU

This certificate is issued as verification that a sample, representative of production, was assessed and tested and found to comply with the applicable Standards list in the compliance report and that the manufacturer's quality system, relating to the products covered by this certificate, was assessed and found to comply with the Quality system requirements.

This certificate is granted subject to the conditions that the manufacturer takes all measures necessary so that the manufacturing process and its monitoring ensure compliance of the manufactured equipment with the technical documentation, and any regulatory or standard up-dates should be addressed and documented in the technical construction file.

Certificate Number: CEMA-24-0026 Rev 1

Status: Current

Date of issue: 22nd February 2024

Business Name Address: Habonim Industrial Valves & Actuators Ltd
Kibbutz Kfar Hanassi, Upeer Galilee
1230500, Israel

Manufacturing Address; Habonim Industrial Valves & Actuators Ltd
Kibbutz Kfar Hanassi, Upeer Galilee
1230500, Israel

Product: A range of pneumatic actuators C15 – C100
and mechanical valves H29 – H99 series

Actuator



II 2 G D

Markings: Ex h IIA/IIB/IIC T6-T4 Gb
Ex h IIIA/IIIB/IIIC T85°C – T135°C Db
Ta = -40°C to +60°C for open environment
Ta = -40°C to +100°C for closed environment

Valves



II 2 G D

Ex h IIA/IIB/IIC T6-T3 Gb
Ex h IIIA/IIIB/IIIC T85°C – T150°C Db
Ta = -40°C to +60°C for open environment
Ta = -40°C to +100°C for closed environment

Additional
Markings:



Technical File EXVF-000103

Number: The Referenced Dossier has been received and is stored under the control of ExVeritas ApS (Denmark), ATEX Notified Body Number 2804 and ExVeritas Limited, UKCA Ex Approved Body Number 2585 who are both part of the ExVeritas Group.

Compliance with the Essential Health and Safety Requirements with the exception of those listed in the confidential report, has been demonstrated through compliance with the following standards

BS EN ISO 80079-36:2016

BS EN ISO 80079-37:2016



Conditions of Manufacture

Only applicable to the range of pneumatic actuators C15 to C100

- I. It is the manufacturers responsibility to ensure all electrical equipment/devices fitted to the equipment are suitably certified and meet the ATEX marking requirements of the equipment. In addition, the separately certified equipment/devices or parts incorporated into the equipment shall be installed on the equipment and commissioned in accordance with the OEM instructions and recommendations
- II. The manufacturer shall provide the end-user with the necessary installation, commissioning, operating and maintenance instructions, a copy of the ATEX Certificate and Declaration of Conformity for all non-electrical and electrical parts fitted to the equipment.
- III. The equipment may be fitted with a separately certified solenoid valve. The manufacturer shall ensure that the solenoid valve is appropriately certified and suitable for use for the intended Ex application and the solenoid valve incorporates a breather and installed into port A & B.

Specific Conditions of Use (Special Conditions)

The following conditions relate to safe installation and/or use of the equipment.

C15 to C100 Actuators Series

- I. The manufacturer marks the temperature Classification/Maximum Surface Temperature as T6...T4 (T85°C to 135°C). This is due to the maximum surface temperature being dependent on the temperature of the process in which its employed. See table below;

Process Temperature (Tp)	Temperature classification (maximum surface temperature)
$T_p \leq 80^\circ\text{C}$	T6 and T85°C
$80^\circ\text{C} \leq T_p \leq 95^\circ\text{C}$	T5 and T100°C
$95^\circ\text{C} \leq T_p \leq 130^\circ\text{C}$	T4 and T135°C

- II. For any electrical equipment that may be incorporated with the equipment, the user shall ensure that they are suitably certified and meet the ATEX marking requirements of the equipment. In addition, any separately certified equipment, devices/parts incorporated into the equipment shall be installed on the equipment, commissioned and operated in accordance with the OEM instructions.
- III. The air compressor must incorporate a filter on the intake system and contain only lubricants that are resistant to ignition or carbonisation at anticipated temperatures.
- IV. The air delivery must not be provided by hoses that are manufactured from elastomeric materials that can carbonise and/or from glow particles in anticipated temperatures.
- V. It is the users responsibility to ensure that the air supplied air is from a non-hazardous area, and that its clean, dry, oil free, and dust free.
- VI. At regular intervals, cleaning cycles shall be carried out to avoid deposit of dust layer
- VII. The actuator must have a cycle of ≤ 1 cycle per minute
- VIII. Prior to putting the equipment into operation, the internal chambers of the actuator shall be purged with clean, dry air from a non-hazardous area or inert gas; refer to equipment IOM manual.
- IX. It is recommended that the springs should be replaced after 250,000 cycles (500,000 strokes).



- X. Any lubricant(s) used with the equipment shall have an auto-ignition temperature 50K above the marked maximum surface temperature and shall be resistant to carbonisation.
- XI. It is the users responsibility to ensure that the any conditions and or limitations specified by the manufacturer regarding the use and operation of the equipment, are observed prior to installing and commissioning the products and during service as appropriately.
- XII. It is the users responsibility to ensure that the equipment is connected to earth appropriately. Electrical continuity shall be checked at regular intervals.
- XIII. The equipment shall be protected from mechanical impact in service by location or suitable guarding.
- XIV. The bearing springs used with the equipment shall be maintained in accordance with the manufacturer's instructions and shall not be exposed to liquids, solvents or vapours that are likely to cause damage. Checks must be carried out at appropriate intervals as specified in the equipment's IOM manual. If excessive noise, vibration, heat is experienced the equipment must be stopped and examined until the fault is found to be rectified.

Ball Valves – H29 and H99 series

- I. The manufacturer marks the temperature Classification/Maximum Surface Temperature as T6...T3 (T85°C to 150°C). This is due to the maximum surface temperature being dependent on the temperature of the process in which its employed. See table below;

Process Temperature (Tp)	Temperature classification (maximum surface temperature)
$T_p \leq 80^\circ\text{C}$	T6 and T85°C
$80^\circ\text{C} \leq T_p \leq 95^\circ\text{C}$	T5 and T100°C
$95^\circ\text{C} \leq T_p \leq 130^\circ\text{C}$	T4 and T135°C
$130^\circ\text{C} \leq T_p \leq 145^\circ\text{C}$	T3 and T150°C

- II. It is the users responsibility to ensure that the any conditions and or limitations specified by the manufacturer regarding the use and operation of the equipment, are observed prior to installing and commissioning the products and during service as appropriately.
- III. It is the user's responsibility to ensure that the equipment is connected to earth appropriately. Electrical continuity shall be checked at regular intervals
- IV. At regular intervals, cleaning cycles shall be carried out to avoid deposit of dust layer
- V. The equipment shall be protected from mechanical impact in service by location or suitable guarding.

The following drawings describe the equipment defined in this certificate

Drawing No	Sheets	Rev	Approved date	Title
H-29 Series	1 to 3	HA00	21/9/22	H-29 Series
H-99 Series	1 to 2	HA00	21/9/22	H-99 Series
Sleve-05-10-15-HAB	1 of 1	HM	21/9/22	Plastic Cover 05
C100-022	1 of 1	HA00	21/9/22	C100 Body
C100-032	1 of 1	HA00	21/9/22	C100 Piston
C100-033	1 of 1	HA00	21/9/22	C100 Piston Pin 4340 Quenched
C100-034	1 of 1	HA00	21/9/22	C100 Piston Roller
C100-057	1 of 2	HA00	21/9/22	C100 Gas Nitrided Yoke
C100-057	2 of 2	HA00	21/9/22	C100 Yoke Machining



C100-181-182	1 of 1	HA00	21/9/22	C100 SR Cassette Arrangement
C15-C90M Series	2 of 2	HC00	21/9/22	C15-C90M Series Actuator
Breather-Block-02+05	1 of 1	HA00	21/9/22	GA Drawing for 1/4" and 1/2" Breather Block
Breather Block	1 of 1	HA	21/9/22	Breather Block assembly
Cxx-Tolerances	1 of 1	HA00	21/9/22	C15-C100 min/max tolerances between moving and stationary parts
M08200019-CE-IIA-IIB-IIC	1 of 2	HA00	15/2/24	C15-C100 TAG UNIVERSAL 46mm X 15mm
M08200019-CE-IIA-IIB-IIC	2 of 2	HG00	15/2/24	C15-C100 TAG UNIVERSAL 46mm X 15mm
TAG-H29-35x20-UNI-ATEX-IIA-IIB-IIC	1 of 1	HA00	15/2/24	35X20 UNIVERSAL TAG TEMPLATE
C100M-SR ACTUATOR MET+BREATHER BLOCK	1 to 2	HD00	2/2/23	C100M-SR SCOTH YOKE ACTUATOR
C15-C90M SERIES	1 to 2	HC00	2/2/23	C15-C90M SERIES ACTUATOR

A sample of the equipment listed has successfully met the examination and test requirements as recorded in Compliance Report 24-0026-CP Rev 0 :

Approved
and
issued on
behalf of:

The CE Marking Authority

Position:

Principle Engineer

Signature:

Date:

22nd February 2024

*This certificate is not transferable and remains the property of the CE Marking Authority
The authenticity of this certificate can be verified by contacting www.cemarkingauthority.com/contact*

EU Declaration of Conformity

In accordance with of UKDecision No 768/2008/EC Annex III

1. *Product model / product:*

Product Actuated Ball Valve
Model/type H29 – H99 series

2. *Manufacturing Site*

Name Habonim Industrial Valves & Actuators Ltd
Address Kibbutz Kfar Hanassi, Upeer Galilee 1230500, Israel

ManufacturerBusiness

Name *Habonim Industrial Valves & Actuators Ltd*
Address *Kibbutz Kfar Hanassi, Upeer Galilee 1230500, Israel*

3. *This declaration is issued under the sole responsibility of the manufacturer.*

4. *Object of the declaration:*

Product Actuated Ball Valve



5. *The object of the declaration described above is in conformity with the relevant Union harmonisation legislation:*

2006/42/EC The Machinery Directive
2014/34/EU The ATEX Directive
2014/68/EU Pressure Equipment Directive

6. *References to the relevant harmonised standards used or references to the other technical specifications in relation to which conformity is declared:*

Reference & Date	Title
BS EN 80079-36:2016	<i>Explosive atmospheres. Non-electrical equipment for explosive atmospheres. Basic method and requirements</i>
BS EN 80079-37:2016	<i>Explosive atmospheres. Non-electrical equipment for explosive atmospheres. Non-electrical type of protection constructional safety "c", control of ignition sources "b", liquid immersion "k"</i>
BS EN 1127:2019	<i>Explosive atmospheres. Explosion prevention and protection. Basic concepts and methodology</i>
BS EN ISO 12100:2010	<i>Safety of machinery General principles for design Risk assessment and risk reduction</i>


7. Hazardous Area Markings

  II 2 G Ex h IIA/IIB/IIC T6-T3 Gb
II 2 D Ex h IIIA/IIIB/IIIC T85°C – T150°C Db
Ta = -40°C to +60°C for open environment
Ta = -40°C to +100°C for closed environment

8. Technical file storage

ExVeritas, technical file number **EXVF-000103**

9. Signed for and on behalf of:

Habonim Industrial Valves & Actuators Ltd
Place of issue: Kibbutz Kfar Hanassi, Upeer Galilee 1230500, Israel
Date of issue: 01.05.2024
Name: Yoel Hadar
Function: CTO
Signature: 

1 **Technical Documentation Receipt and Storage**

2 **ATEX & UKCA EPS REGULATIONS**

3 File Number: **EXVF-000103**

4 Equipment: **Actuators and Valves**

5 Manufacturer: **CE Marking Authority**

6 Address: **30A, Main Street, Hatton, Aberdeenshire, United Kingdom, AB42 0SB**

7 The Referenced Dossier has been received and is stored under the control of ExVeritas ApS (Denmark), **ATEX Notified Body Number 2804** and ExVeritas Limited, **UKCA Ex Approved Body Number 2585** who are both part of the ExVeritas Group.

8 ExVeritas takes no responsibility for the validity of any information or data supplied within the file by the manufacturer on which parts of the assessment may be based upon. ExVeritas undertakes that all documents lodged in its care will not be opened or reviewed.

9 Any modification to the product affecting the product as described in the Referenced Dossier must be include in the Referenced Dossier via the ExVeritas File Change process.

10 The file will be held for 10 years after the expiry date, but no further products can be placed on the market after the expire date.

11 File Receipt Date: **28/02/2024**

12 Manufacture Period: 5 Years

13 File Lodge Expire Date: **28/02/2029**

On behalf of ExVeritas



S L Clarke CEng MSc. FIET
Managing Director



UKEX Type Examination Certificate

SI 2016 No 1107 The Equipment and Protective Systems Intended for Use in Potentially Explosive Atmospheres Regulations 2016 (as amended).

This certificate is issued as verification that a sample, representative of production, was assessed and tested and found to comply with the applicable Standards list in the compliance report and that the manufacturer's quality system, relating to the products covered by this certificate, was assessed and found to comply with the Quality system requirements.

This certificate is granted subject to the conditions that the manufacturer takes all measures necessary so that the manufacturing process and its monitoring ensure compliance of the manufactured equipment with the technical documentation, and any regulatory or standard up-dates should be addressed and documented in the technical construction file.

Certificate Number: CEMA-24-0026 Rev 1

Status: Current

Date of issue: 22nd February 2024

Business Name Address: Habonim Industrial Valves & Actuators Ltd
Kibbutz Kfar Hanassi, Upeer Galilee
1230500, Israel

Manufacturing Address; Habonim Industrial Valves & Actuators Ltd
Kibbutz Kfar Hanassi, Upeer Galilee
1230500, Israel

Product: A range of pneumatic actuators C15 – C100
and mechanical valves H29 – H99 series

Actuator



II 2 G D

Markings: Ex h IIA/IIB/IIC T6-T4 Gb
Ex h IIIA/IIIB/IIIC T85°C – T135°C Db
Ta = -40°C to +60°C for open environment
Ta = -40°C to +100°C for closed environment

Valves



II 2 G D

Ex h IIA/IIB/IIC T6-T3 Gb
Ex h IIIA/IIIB/IIIC T85°C – T150°C Db
Ta = -40°C to +60°C for open environment
Ta = -40°C to +100°C for closed environment

Additional
Markings:



Technical File EXVF-000103

Number: The Referenced Dossier has been received and is stored under the control of ExVeritas ApS (Denmark), ATEX Notified Body Number 2804 and ExVeritas Limited, UKCA Ex Approved Body Number 2585 who are both part of the ExVeritas Group.

Compliance with the Essential Health and Safety Requirements with the exception of those listed in the confidential report, has been demonstrated through compliance with the following standards

BS EN ISO 80079-36:2016

BS EN ISO 80079-37:2016



Conditions of Manufacture

Only applicable to the range of pneumatic actuators C15 to C100

- I. It is the manufacturers responsibility to ensure all electrical equipment/devices fitted to the equipment are suitably certified and meet the ATEX/UKEX marking requirements of the equipment. In addition, the separately certified equipment/devices or parts incorporated into the equipment shall be installed on the equipment and commissioned in accordance with the OEM instructions and recommendations
- II. The manufacturer shall provide the end-user with the necessary installation, commissioning, operating and maintenance instructions, a copy of the ATEX/UKEX Certificate and Declaration of Conformity for all non-electrical and electrical parts fitted to the equipment.
- III. The equipment may be fitted with a separately certified solenoid valve. The manufacturer shall ensure that the solenoid valve is appropriately certified and suitable for use for the intended Ex application and the solenoid valve incorporates a breather and installed into port A & B.

Specific Conditions of Use (Special Conditions)

The following conditions relate to safe installation and/or use of the equipment.

C15 to C100 Actuators Series

- I. The manufacturer marks the temperature Classification/Maximum Surface Temperature as T6...T4 (T85°C to 135°C). This is due to the maximum surface temperature being dependent on the temperature of the process in which its employed. See table below;

Process Temperature (Tp)	Temperature classification (maximum surface temperature)
$T_p \leq 80^\circ\text{C}$	T6 and T85°C
$80^\circ\text{C} \leq T_p \leq 95^\circ\text{C}$	T5 and T100°C
$95^\circ\text{C} \leq T_p \leq 130^\circ\text{C}$	T4 and T135°C

- II. For any electrical equipment that may be incorporated with the equipment, the user shall ensure that they are suitably certified and meet the ATEX/UKEX marking requirements of the equipment. In addition, any separately certified equipment, devices/parts incorporated into the equipment shall be installed on the equipment, commissioned and operated in accordance with the OEM instructions.
- III. The air compressor must incorporate a filter on the intake system and contain only lubricants that are resistant to ignition or carbonisation at anticipated temperatures.
- IV. The air delivery must not be provided by hoses that are manufactured from elastomeric materials that can carbonise and/or from glow particles in anticipated temperatures.
- V. It is the users responsibility to ensure that the air supplied air is from a non-hazardous area, and that its clean, dry, oil free, and dust free.
- VI. At regular intervals, cleaning cycles shall be carried out to avoid deposit of dust layer
- VII. The actuator must have a cycle of ≤ 1 cycle per minute
- VIII. Prior to putting the equipment into operation, the internal chambers of the actuator shall be purged with clean, dry air from a non-hazardous area or inert gas; refer to equipment IOM manual.
- IX. It is recommended that the springs should be replaced after 250,000 cycles (500,000 strokes).



- X. Any lubricant(s) used with the equipment shall have an auto-ignition temperature 50K above the marked maximum surface temperature and shall be resistant to carbonisation.
- XI. It is the users responsibility to ensure that the any conditions and or limitations specified by the manufacturer regarding the use and operation of the equipment, are observed prior to installing and commissioning the products and during service as appropriately.
- XII. It is the users responsibility to ensure that the equipment is connected to earth appropriately. Electrical continuity shall be checked at regular intervals.
- XIII. The equipment shall be protected from mechanical impact in service by location or suitable guarding.
- XIV. The bearing springs used with the equipment shall be maintained in accordance with the manufacturer's instructions and shall not be exposed to liquids, solvents or vapours that are likely to cause damage. Checks must be carried out at appropriate intervals as specified in the equipment's IOM manual. If excessive noise, vibration, heat is experienced the equipment must be stopped and examined until the fault is found to be rectified.

Ball Valves – H29 and H99 series

- I. The manufacturer marks the temperature Classification/Maximum Surface Temperature as T6...T3 (T85°C to 150°C). This is due to the maximum surface temperature being dependent on the temperature of the process in which its employed. See table below;

Process Temperature (Tp)	Temperature classification (maximum surface temperature)
$T_p \leq 80^\circ\text{C}$	T6 and T85°C
$80^\circ\text{C} \leq T_p \leq 95^\circ\text{C}$	T5 and T100°C
$95^\circ\text{C} \leq T_p \leq 130^\circ\text{C}$	T4 and T135°C
$130^\circ\text{C} \leq T_p \leq 145^\circ\text{C}$	T3 and T150°C

- II. It is the users responsibility to ensure that the any conditions and or limitations specified by the manufacturer regarding the use and operation of the equipment, are observed prior to installing and commissioning the products and during service as appropriately.
- III. It is the user's responsibility to ensure that the equipment is connected to earth appropriately. Electrical continuity shall be checked at regular intervals
- IV. At regular intervals, cleaning cycles shall be carried out to avoid deposit of dust layer
- V. The equipment shall be protected from mechanical impact in service by location or suitable guarding.

The following drawings describe the equipment defined in this certificate

Drawing No	Sheets	Rev	Approved date	Title
H-29 Series	1 to 3	HA00	21/9/22	H-29 Series
H-99 Series	1 to 2	HA00	21/9/22	H-99 Series
Sleve-05-10-15-HAB	1 of 1	HM	21/9/22	Plastic Cover 05
C100-022	1 of 1	HA00	21/9/22	C100 Body
C100-032	1 of 1	HA00	21/9/22	C100 Piston
C100-033	1 of 1	HA00	21/9/22	C100 Piston Pin 4340 Quenched
C100-034	1 of 1	HA00	21/9/22	C100 Piston Roller
C100-057	1 of 2	HA00	21/9/22	C100 Gas Nitrided Yoke
C100-057	2 of 2	HA00	21/9/22	C100 Yoke Machining



C100-181-182	1 of 1	HA00	21/9/22	C100 SR Cassette Arrangement
C15-C90M Series	2 of 2	HC00	21/9/22	C15-C90M Series Actuator
Breather-Block-02+05	1 of 1	HA00	21/9/22	GA Drawing for 1/4" and 1/2" Breather Block
Breather Block	1 of 1	HA	21/9/22	Breather Block assembly
Cxx-Tolerances	1 of 1	HA00	21/9/22	C15-C100 min/max tolerances between moving and stationary parts
M08200019-CE-IIA-IIB-IIC	1 of 2	HA00	15/2/24	C15-C100 TAG UNIVERSAL 46mm X 15mm
M08200019-CE-IIA-IIB-IIC	2 of 2	HG00	2/2/23	C15-C100 TAG UNIVERSAL 46mm X 15mm
TAG-H29-35x20-UNI-ATEX/UKEX-IIA-IIB-IIC	1 of 1	HA00	15/2/24	35X20 UNIVERSAL TAG TEMPLATE
C100M-SR ACTUATOR MET+BREATHER BLOCK	1 to 2	HD00	2/2/23	C100M-SR SCOTH YOKE ACTUATOR
C15-C90M SERIES	1 to 2	HC00	2/2/23	C15-C90M SERIES ACTUATOR

A sample of the equipment listed has successfully met the examination and test requirements as recorded in Compliance Report 24-0026-CP Rev 0 :

Approved
and
issued on
behalf of:

The CE Marking Authority

Position:

Principle Engineer

Signature:

Date:

22nd February 2024

*This certificate is not transferable and remains the property of the CE Marking Authority
The authenticity of this certificate can be verified by contacting www.cemarkingauthority.com/contact*

UK Declaration of Conformity

In accordance with of UK Decision No 768/2008/EC Annex III

1. *Product model / product:*

Product Actuated Ball Valve
 Model/type H29 – H99 series

2. *Manufacturing Site*

Name Habonim Industrial Valves & Actuators Ltd
 Address Kibbutz Kfar Hanassi, Upeer Galilee 1230500, Israel

Manufacturer Business

Name Habonim Industrial Valves & Actuators Ltd
 Address Kibbutz Kfar Hanassi, Upeer Galilee 1230500, Israel

3. *This declaration is issued under the sole responsibility of the manufacturer.*

4. *Object of the declaration:*

Product Actuated Ball Valve


5. *The object of the declaration described above is in conformity with the relevant Union harmonisation legislation:*

SI 2008 No 1597 The Supply of Machinery (Safety) Regulations 2008
 SI 2016 No 1107 The Equipment and Protective Systems Intended for Use in Potentially Explosive Atmospheres Regulations
 SI 2016 No 1105 Pressure Equipment (Safety) Regulations

6. *References to the relevant dedicated standards used or references to the other technical specifications in relation to which conformity is declared:*

Reference & Date	Title
BS EN 80079-36:2016	<i>Explosive atmospheres. Non-electrical equipment for explosive atmospheres. Basic method and requirements</i>
BS EN 80079-37:2016	<i>Explosive atmospheres. Non-electrical equipment for explosive atmospheres. Non-electrical type of protection constructional safety "c", control of ignition sources "b", liquid immersion "k"</i>
BS EN 1127:2019	<i>Explosive atmospheres. Explosion prevention and protection. Basic concepts and methodology</i>
BS EN ISO 12100:2010	<i>Safety of machinery General principles for design Risk assessment and risk reduction</i>


7. Hazardous Area Markings

CE  II 2 G Ex h IIA/IIB/IIC T6-T3 Gb
 II 2 D Ex h IIIA/IIIB/IIIC T85°C – T150°C Db
 Ta = -40°C to +60°C for open environment
 Ta = -40°C to +100°C for closed environment

8. Technical file storage

ExVeritas, technical file number **EXVF-000103**

9. Signed for and on behalf of:

Habonim Industrial Valves & Actuators Ltd
 Place of issue: Kibbutz Kfar Hanassi, Upeer Galilee 1230500, Israel
 Date of issue: 01.05.2024
 Name: Yoel Hadar
 Function: CTO
 Signature: 

EU Declaration of Conformity

In accordance with of UKDecision No 768/2008/EC Annex III

1. *Product model / product:*

Product Pneumatic Actuators
Model/type C15 – C100 series

2. *Manufacturing Site*

Name Habonim Industrial Valves & Actuators Ltd
Address Kibbutz Kfar Hanassi, Upeer Galilee 1230500, Israel

ManufacturerBusiness

Name *Habonim Industrial Valves & Actuators Ltd*
Address *Kibbutz Kfar Hanassi, Upeer Galilee 1230500, Israel*

3. *This declaration is issued under the sole responsibility of the manufacturer.*

4. *Object of the declaration:*

Product Pneumatic Actuators



5. *The object of the declaration described above is in conformity with the relevant Union harmonisation legislation:*

2006/42/EC The Machinery Directive
2014/34/EU The ATEX Directive
2014/68/EU Pressure Equipment Directive

6. *References to the relevant harmonised standards used or references to the other technical specifications in relation to which conformity is declared:*

Reference & Date	Title
BS EN 80079-36:2016	<i>Explosive atmospheres. Non-electrical equipment for explosive atmospheres. Basic method and requirements</i>
BS EN 80079-37:2016	<i>Explosive atmospheres. Non-electrical equipment for explosive atmospheres. Non-electrical type of protection constructional safety "c", control of ignition sources "b", liquid immersion "k"</i>
BS EN 1127:2019	<i>Explosive atmospheres. Explosion prevention and protection. Basic concepts and methodology</i>
BS EN ISO 12100:2010	<i>Safety of machinery General principles for design Risk assessment and risk reduction</i>


7. Hazardous Area Markings

  II 2 G Ex h IIA/IIB/IIC T6-T4 Gb
II 2 D Ex h IIIA/IIIB/IIIC T85°C – T135°C Db
Ta = -40°C to +60°C for open environment
Ta = -40°C to +100°C for closed environment

8. Technical file storage

ExVeritas, technical file number **EXVF-000103**

9. Signed for and on behalf of:

Habonim Industrial Valves & Actuators Ltd
Place of issue: Kibbutz Kfar Hanassi, Upeer Galilee 1230500, Israel
Date of issue: 01.05.2024
Name: Yoel Hadar
Function: CTO
Signature: 

UK Declaration of Conformity

In accordance with of UKDecision No 768/2008/EC Annex III

1. *Product model / product:*

Product Pneumatic Actuators
Model/type C15 – C100 series

2. *Manufacturing Site*

Name Habonim Industrial Valves & Actuators Ltd
Address Kibbutz Kfar Hanassi, Upeer Galilee 1230500, Israel

ManufacturerBusiness

Name Habonim Industrial Valves & Actuators Ltd
Address Kibbutz Kfar Hanassi, Upeer Galilee 1230500, Israel

3. *This declaration is issued under the sole responsibility of the manufacturer.*

4. *Object of the declaration:*

Product Pneumatic Actuators



5. *The object of the declaration described above is in conformity with the relevant Union harmonisation legislation:*

SI 2008 No 1597 The Supply of Machinery (Safety) Regulations 2008
SI 2016 No 1107 The Equipment and Protective Systems Intended for Use in Potentially Explosive Atmospheres Regulations
SI 2016 No 1105 Pressure Equipment (Safety) Regulations

6. *References to the relevant dedicated standards used or references to the other technical specifications in relation to which conformity is declared:*

Reference & Date	Title
BS EN 80079-36:2016	<i>Explosive atmospheres. Non-electrical equipment for explosive atmospheres. Basic method and requirements</i>
BS EN 80079-37:2016	<i>Explosive atmospheres. Non-electrical equipment for explosive atmospheres. Non-electrical type of protection constructional safety "c", control of ignition sources "b", liquid immersion "k"</i>
BS EN 1127:2019	<i>Explosive atmospheres. Explosion prevention and protection. Basic concepts and methodology</i>
BS EN ISO 12100:2010	<i>Safety of machinery General principles for design Risk assessment and risk reduction</i>

7. Hazardous Area Markings

  II 2 G Ex h IIA/IIB/IIC T6-T4 Gb
II 2 D Ex h IIIA/IIIB/IIIC T85°C – T135°C Db
Ta = -40°C to +60°C for open environment
Ta = -40°C to +100°C for closed environment

8. Technical file storage

ExVeritas, technical file number **EXVF-000103**

9. Signed for and on behalf of:

Habonim Industrial Valves & Actuators Ltd
Place of issue: Kibbutz Kfar Hanassi, Upeer Galilee 1230500, Israel
Date of issue: 01.05.2024
Name: Yoel Hadar
Function: CTO
Signature: 